



MODEL 515BSLX

UNIDIRECTIONAL MICROPHONE

The Shure Model 515BSLX is a dynamic (moving coil), low-impedance, cardioid (unidirectional) microphone designed for mounting on a gooseneck or fixed pipe with a 5/8 in.-27 thread. The cardioid pickup pattern provides excellent voice reproduction with effective rejection of feedback and background noise. The 515BSLX is especially suitable for use in communications, paging, and talkback systems. The microphone is supplied with a slide switch controlling the microphone audio and a relay circuit, permitting hands-free operation. The microphone comes with a 1.8 m (6 ft) four-conductor, two conductors shielded, cable.

The 515BSLX is wired with the microphone circuit normally open for use in parallel-wired microphone installations.

FEATURES

- Rolled-off low-frequency response combined with a smooth high-frequency rise for clear and intelligible voice pickup
- Symmetrical cardioid pickup pattern minimizes feedback
- Shock-mounted cartridge for quiet operation and low stand/handling noise
- Neodymium magnet for high signal-to-noise ratio
- Heavy-duty zinc, die-cast, locking, metal grille protects cartridge and resists wear
- Built-in slide switch controls both microphone circuit and relay or control circuit
- Backed by the Shure 2-years warranty

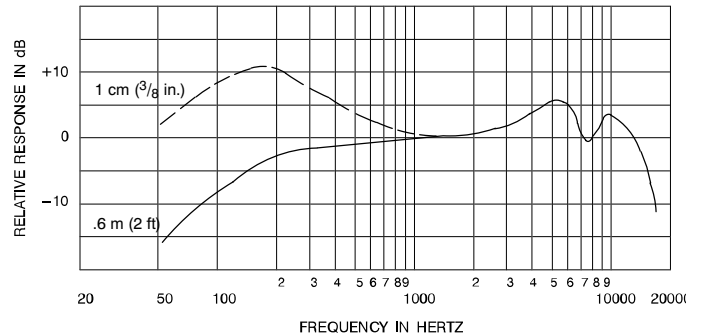
SPECIFICATIONS

Type

Dynamic (moving coil)

Frequency Response (Figure 1)

80 to 15,000 Hz

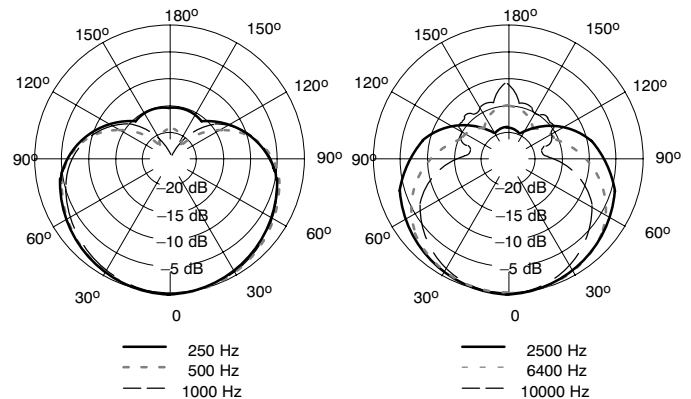


TYPICAL FREQUENCY RESPONSE

FIGURE 1

Polar Pattern (Figure 2)

Cardioid (unidirectional). Effective rejection of sound at rear of microphone is uniform with frequency; front pickup characteristics are symmetrical about axis.



TYPICAL POLAR PATTERN

FIGURE 2

Impedance

150 Ω rated (180 Ω actual)

Sensitivity (at 1,000 Hz)

LOZ

Open Circuit Voltage -57.0 dBV/Pa (1.4 mV)
(1 Pa = 94 dB SPL)

Polarity

Positive pressure on diaphragm produces positive voltage on the RED lead with respect to the BLACK lead

Switch

Built-in, double-pole double-throw slide switch. Lockplate to lock switch ON

Shock Mount

Internal rubber vibration isolator

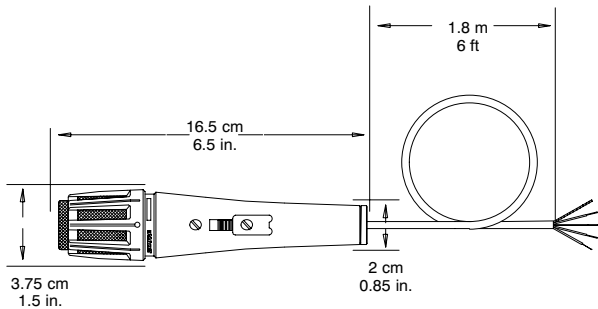
Cable

1.8 m (6 ft) cable with effective hum shielding, four conductors (two shielded), plastic jacketed

CASE

Black finish die casting with black enamel diecast grille and stainless steel screen

DIMENSIONS (FIGURE 3)



OVERALL DIMENSIONS
FIGURE 3

Net Weight

315 grams (11.1 oz)

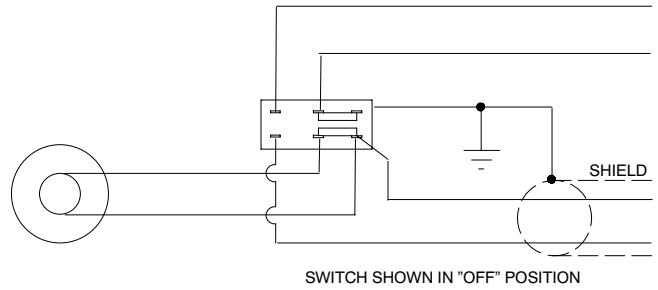
CERTIFICATION

Conforms to European Union directives, eligible to bear CE marking; meets European Union EMC Immunity Requirements (EN 50 082-1, 1992).

WIRING CONNECTIONS

The RED and BLACK cable leads are the microphone audio conductors for balanced-line connections; the shield is connected to the amplifier ground. The GREEN and WHITE leads control an external relay or switching circuit. Refer to the following table and the wiring diagram in Figure 4.

INPUT TYPE	WIRE COLOR	FUNCTION	XLR CONNECTOR	1/4 IN. PHONE PLUG
	RED	AUDIO	PIN 2	TIP
UNBALANCED	BLACK	AUDIO GROUND	PIN 3	SLEEVE
	SHIELD	CHASSIS GROUND	PIN 1	SLEEVE
	RED	AUDIO +	PIN 2	TIP
BALANCED	BLACK	AUDIO -	PIN 3	RING
	SHIELD	CHASSIS GROUND	PIN 1	SLEEVE



INTERNAL CONNECTIONS
FIGURE 4

MOUNTING

To mount the microphone on a gooseneck or fixed pipe with a 5/8 in. 27 mounting thread, proceed as follows:

1. Use the supplied hex wrench to loosen the setscrew enough so that the end cap can be unscrewed from the microphone.
2. Remove the end cap from the microphone.
3. Remove the thin metal washer and the metal spacer.
4. Replace the washer by sliding it on to the cable and up into the end of the microphone.
5. Slip the cable through the gooseneck or pipe.
6. Thread the microphone firmly onto the end of the gooseneck or pipe.
7. Tighten the setscrew to prevent the microphone from loosening.

FURNISHED ACCESSORIES

1.27 mm (.050 mm) Hex Wrench..... 80A67

REPLACEMENT PARTS

Cartridge R180
Grille Assembly RK334G
Cable, 1.8 m (6 ft) 70A4172

OPTIONAL ACCESSORIES

Black Gooseneck, 0.3 m (12 in.)..... G12B
Black Heavy-Duty Mounting Flange..... A13HDB
Windscreen A1WS
Black Mounting Flange.A12B

For additional service or parts information, please contact Shure's Service department at 1-800-516-2525. Outside the United States, please contact your authorized Shure Service Center.



SHURE Incorporated Web Address: <http://www.shure.com>
5800 W. Touhy Avenue, Niles, IL 60714-4608, U.S.A.
Phone: 800-257-4873 Fax: 847-600-1212
In Europe, Phone: 49-7131-72140 Fax: 49-7131-721414
In Asia, Phone: 852-2893-4290 Fax: 852-2893-4055
Elsewhere, Phone: 847-600-2000 Fax: 847-600-6336